


MATHS at Griffydam

Class 3 Inspire Workshop

WELCOME

$2+2$





You need

White board and pens

Evaluation Sheets

Maths booklet 1 to give to parents.

TABLE OF CONTENTS

01

How and why we
teach maths the way we
do at Griffydam

02

Come and do
some maths with us.

03


What you can do at home

04

Feedback




MATHEMATICS AT GRIFFYDAM



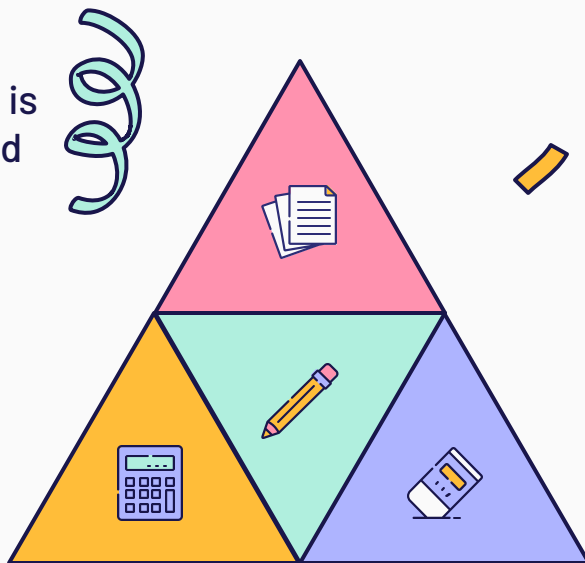
Arithmetic

A sperate arithmetic lesson is taught daily to ensure a good understanding of the 4 operations



Problem Solving

The children have an opportunity to experience maths across the curriculum. Eg. Science graphs and analysis.




WhiteRose



We have always used the WhiteRose overview for maths but we now use the resourses and booklets in our lessons.

Home



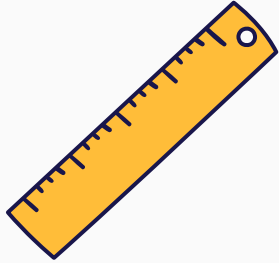
Homework for maths is in the form of Century & TTRockstars



01

Arithmetic


$$2 + 2$$



In Class 3 we use White Rose for our arithmetic resources.

Flashback 4

Year 3 | Week 7 | Day 1

1)  Perimeter = cm



2) True or false?

You need to measure all the sides of a rectangle to calculate its perimeter.

3) Which is the longest?

10 mm

10 m

10 cm

4) $7 \times 3 =$

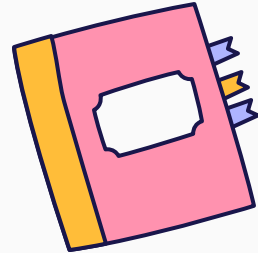
White
Rose
Education



1

2

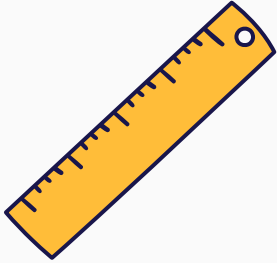
3



02

White Rose

$$2+2$$




1

We have used the WhiteRose overview for the last 5 years. But we made the decision to invest in the workbooks and use their teaching resources. This has made a fantastic impact³ on the way that we teach maths at Griffydam.



2















We will be coming around and handing out the copy of the first booklet for the spring term. We will quickly go through the slides then you can have a few minutes to answer some of the questions with the children.



<https://secure-assets.whiterosemaths.com/secure/resources/new-schemes/year-3/spring-block-1/Y3%20Spring%20Block%201%20TS1%20Multiples%20of%2010.pptx>


Link to the first whiterose
lesson using your whiterose
booklet.





We use manipulatives to support our teaching of maths.

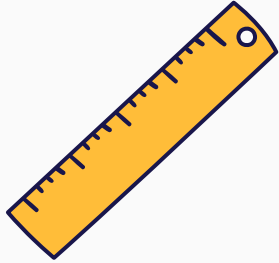
Here is a selection of the resources that we use in Class 3



03

Resources to support at
home.

$2+2$



Websites to support Maths

WhiteRose- Link

Links to Video's that will inform you about how the current maths topic you child is learning is taught

TimesTables RockStars

A fun program to consolidate knowledge of the times tables

Home work

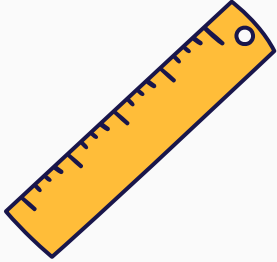
Century Activities are set for Homework



04

Feedback

$2+2$



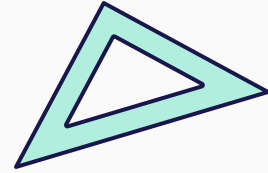
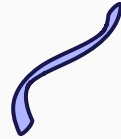
We value your feedback

Things that we do well



 Comments on what you would like us to think about





Thank you for coming

